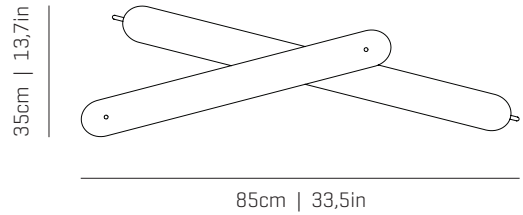
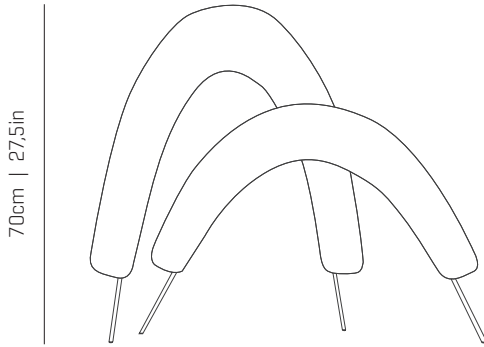


a

by arturo alvarez

arc collection

LED



ref. AC02



AC02

AC03

MATERIALS & COMPONENTS | MATERIALES & COMPONENTES

LAMPSHADE | TULIPA

Cord
Cordón

One color: white
Un color: blanco



42

SUPPORT AND CABLE

SOPORTE Y CABLE

Stainless steel
Acero inoxidable

Transparent cable
Cable transparente

Standard: 200cm | 78,7in

LIGHT SOURCE BUILT IN

FUENTE DE LUZ INCLUIDA

230V - 50Hz

 STRIP 39,4W 3000K 2897lm

120V - 60Hz

 STRIP 39,4W 3000K 2897lm

ENERGY EFFICIENCY

EFICIENCIA ENERGÉTICA

A+

OTHER DATA | OTROS DATOS

NET WEIGHT | PESO NETO

8kg | 17,6lb

PACKAGING | EMBALAJE

71x71x40cm | 28x 28x 16in

10kg | 22lb

ELECTRICAL FEATURES

CARACTERÍSTICAS ELÉCTRICAS



CERTIFICATIONS

CERTIFICACIONES



a

by arturo alvarez

ASSEMBLY INSTRUCTIONS
INSTRUCCIONES DE MONTAJE

Arc

ref. AC02

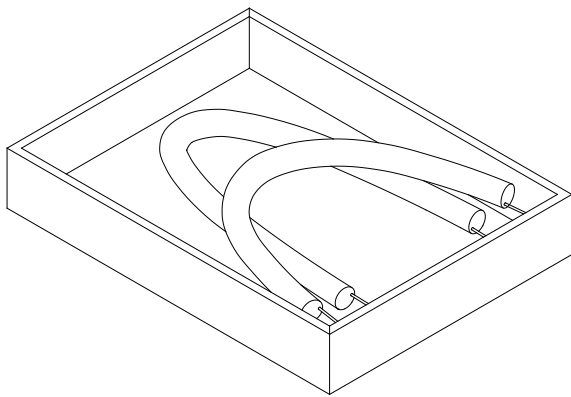
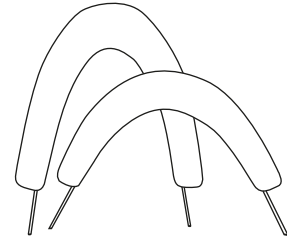
Suitable for indoor use, at 25°C

Apta para uso interior a temperatura ambiente de 25°C

Box contains | Contenido de la caja:

A - Arc 1 | Arco 1 [1]

B - Arc 2 | Arco 2 [1]



1

IMPORTANT!

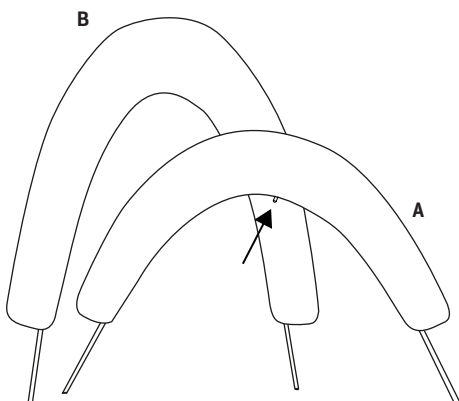
Careful handling of the lamp, both arcs are electrically connected.

Remove the both arcs at the same time, not separate.

¡IMPORTANTE!

Cuidado con la manipulación de la lámpara, los arcos están unidos electricamente.

Sacar los dos arcos al mismo tiempo, no separarlos.



2

Connect the table lamp to the mains electrical supply line and turn on the switch, which is located at the bottom of the arc A.

Conecte la luminaria a la red eléctrica y encienda el interruptor, el cual está situado en la parte inferior del arco A.