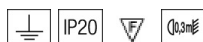
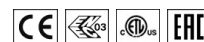


NINFEA SP G

DATI TECNICI:



CERTIFICAZIONI:



SORGENTI LUMINOSE

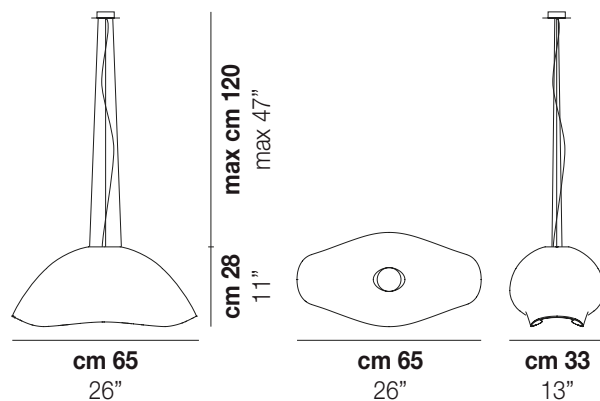
E27	1x77w	220-240V 50/60 Hz
LED C 5.280 TLM 2.700K	1x5w	220-240V 50/60 Hz

E27


LED 5W - (DRIVER INCLUSO) - 2700K - 600 LUMENS - DIMMERABILE

VOLUME	Mc 0,22
PESO LORDO	Kg 12,3
PESO NETTO	Kg 9

download risorse



FINITURA DEL DIFFUSORE




BC/LU

FU

TO

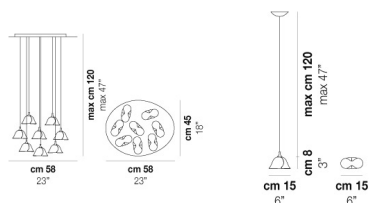
FINITURA MONTATURA



CR

ALTRE VERSIONI DISPONIBILI

clicca sul disegno per accedere alla pagina web della relativa product sheet



NINFE SP 8 P

NINFE SP P