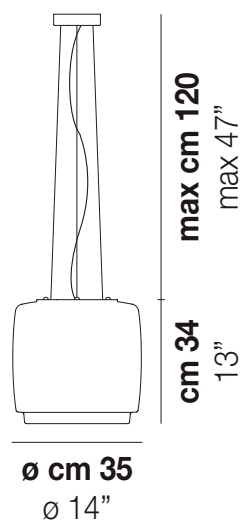


## BOT SP 35



### DATI TECNICI:



### CERTIFICAZIONI:



### SORGENTI LUMINOSE


Model	Power	Voltage/Freq	Notes
E27	3x77w	220-240V 50/60 Hz	E27
LED G	1x19,5w	220-240V 50/60 Hz	LED 19,5W - (DRIVER INCLUSO) - 3000K - 2850 LUMENS - DIMMERABILE
LED J	1x10w	220-240V 50/60 Hz	LED 10W - 230 VOLT - 3000K - 1120 LUMENS - DIMMERABILE

VOLUME	Mc 0,19
PESO LORDO	Kg 12,9
PESO NETTO	Kg 9,6

download risorse



### FINITURA DEL DIFFUSORE



BC/CR

### FINITURA MONTATURA



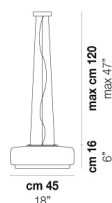
BC

### ALTRE VERSIONI DISPONIBILI

clicca sul disegno per accedere alla pagina web della relativa product sheet



BOT SP 16



BOT SP 45